



Ashmount
Primary
School



Ashmount
Primary
School

Letters and Sounds

Phase 4

Letters and Sounds

Phase 4

Letters and Sounds

Children entering Phase 4 will be able to write most of the 42 sounds (made up of 1, 2 or 3 letters). They will be able to blend them to read CVC words and segment them for spelling.

Phase 4 builds on your child's knowledge of letters and sounds in reading and spelling words which contain two consonants next to each other (such as tent) or have more than two syllables (such as handstand).

In this phase your child will also learn some new tricky words.

Letters and Sounds

Children entering Phase 4 will be able to write most of the 42 sounds (made up of 1, 2 or 3 letters). They will be able to blend them to read CVC words and segment them for spelling.

Phase 4 builds on your child's knowledge of letters and sounds in reading and spelling words which contain two consonants next to each other (such as tent) or have more than two syllables (such as handstand).

In this phase your child will also learn some new tricky words.

Word Bank

This section provides a selection of words which contain two or more consonants next to each other.

The consonants may be at the start of the word (i.e. **spin**), at the end of the word (i.e. **melt**) or both the start and the end (i.e. **twist**).

The words may use single sounds from Phase 2 or diagraphs from Phase 3 (such as **spoon**).

This section also contains words that have two or more syllables. These can be practised by sounding out the first syllable, sounding out the second syllable and then blending both syllables together.

Encourage your child to continue to blend the sounds for reading and segment them for spelling.

Word Bank

This section provides a selection of words which contain two or more consonants next to each other.

The consonants may be at the start of the word (i.e. **spin**), at the end of the word (i.e. **melt**) or both the start and the end (i.e. **twist**).

The words may use single sounds from Phase 2 or diagraphs from Phase 3 (such as **spoon**).

This section also contains words that have two or more syllables. These can be practised by sounding out the first syllable, sounding out the second syllable and then blending both syllables together.

Encourage your child to continue to blend the sounds for reading and segment them for spelling.

tent

gulp


bank

soft

milk

jump

gift



tent

gulp

bank

soft

milk

jump

gift



chest

sixth


thank

joint

toast

beast

theft



chest

sixth


thank

joint

toast

beast

theft



stop

flag


swim

clap

brass

twin

glad



stop

flag


swim

clap

brass

twin

glad



smell

trash


bleed

cream

float

growl

start



smell

trash

bleed

cream

float

growl

start



stand

frost


think

crept

trust

spend

drank



stand

frost


think

crept

trust

spend

drank



street


string

crunch

scrunch

shrink

scrap



street


string

crunch

scrunch

shrink

scrap



sandpit

helper


handstand

shampoo

sandwich

chimpanzee

thundering



sandpit

helper


handstand

shampoo

sandwich

chimpanzee

thundering



children


starlight

floating

driftwood

twisting

printer



children


starlight

floating

driftwood

twisting

printer



Captions, Sentences and Questions

Now you can read Phase 4 words,
can you read these captions, sentences and questions?

Captions, Sentences and Questions

Now you can read Phase 4 words,
can you read these captions, sentences and questions?


Milk is good for children's teeth.

The frog jumps in the pond
and swims off.

A crab crept into a crack
in the rock.

It is fun to camp in a tent.

I can hear twigs snapping
in the wind.



Milk is good for children's teeth.

The frog jumps in the pond
and swims off.

A crab crept into a crack
in the rock.

It is fun to camp in a tent.

I can hear twigs snapping
in the wind.




Fred and Brett spent a week in Spain.

I keep bumping into things
in the dark.

The clown did tricks
with a chimpanzee.

I must not tramp on the flowers.

A trip from the tap drops in the sink.




Fred and Brett spent a week in Spain.

I keep bumping into things
in the dark.

The clown did tricks
with a chimpanzee.

I must not tramp on the flowers.

A trip from the tap drops in the sink.



Can a clock get cross?


Can frogs swim in ponds?

Have you ever slept in a tent?

Have you seen a trail left by a snail?

Do chimps come from Mars?

Can we see the stars on a clear night?



Can a clock get cross?


Can frogs swim in ponds?

Have you ever slept in a tent?

Have you seen a trail left by a snail?

Do chimps come from Mars?

Can we see the stars on a clear night?



Have you ever slept in a tent?


Are all children good at sport?

Do some dogs have black spots?

Are you glad when you
have a pain?

Is the moon green?

Are you afraid of thunderstorms?



Have you ever slept in a tent?


Are all children good at sport?

Do some dogs have black spots?

Are you glad when you
have a pain?

Is the moon green?


Are you afraid of thunderstorms?



Tricky Words

These are irregular words that are not spelt phonetically. They should be learnt by sight.


Pointing out the pattern in the Tricky Words **come** and **some** may help your child to remember them.





Tricky Words

These are irregular words that are not spelt phonetically. They should be learnt by sight.

Pointing out the pattern in the Tricky Words **come** and **some** may help your child to remember them.




said said





so

so





do

do




have have





like

like





some



some





come come





were were





ther ther





little little





one one





when when



out out



what what





Well done _____

You have learnt all the
Phase 4 Letters and Sounds!

Class Teacher _____

Date _____




Well done _____

You have learnt all the
Phase 4 Letters and Sounds!

Class Teacher _____

Date _____



Ashmount
Primary
School



Ashmount
Primary
School

Letters and Sounds Phase 5

Part A

P

Letters and Sounds Phase 5

Part A

P

Letters and Sounds

Children entering Phase 5 are able to read and spell words containing pairs of consonants and some with two or more syllables. The purpose of Phase 5 is to extend their knowledge of letters and sounds for use in reading and spelling.

They will learn new letters and alternative ways of pronouncing these, and some other letters they already know.

Letters and Sounds

Children entering Phase 5 are able to read and spell words containing pairs of consonants and some with two or more syllables. The purpose of Phase 5 is to extend their knowledge of letters and sounds for use in reading and spelling.

They will learn new letters and alternative ways of pronouncing these, and some other letters they already know.

New sounds for reading

oy

ou

wh

ph

ay

au

aw

ie

oe

ir

er

ey

ue

ew

New sounds for reading

oy

ou

wh

ph

ay

au

aw

ie

oe

ir

er

ey

ue

ew

joy

boy

destroy

enjoy

royal

annoying

joy

boy

destroy

enjoy

royal

annoying

out

about

found

sound

scout

mountain

out

about

found

sound

scout

mountain

when

what

which

whisper

whole

who

when

what

which

whisper

whole

who

photo

Phillip

sphinx

dolphin

elephant

alphabet

photo

Phillip

sphinx

dolphin

elephant

alphabet

day

play

may

spray

tray

crayon

delay

day

play

may

spray

tray

crayon

delay

Paul

launch

haunted

August

author

automatic

Paul

launch

haunted

August

author

automatic

saw

paw

jaw

lawn

shawl

drawer

straw

saw

paw

jaw

lawn

shawl

drawer

straw

pie

tie

cried

tried

spied

fried

replied

pie

tie

cried

tried

spied

fried

replied

toe

doe

Joe

goes

tomatoes

potatoes

heroes

toe

doe

Joe

goes

tomatoes

potatoes

heroes

girl

bird

skirt

third

first

thirteen

thirsty

girl

bird

skirt

third

first

thirteen

thirsty

sea

bead

read

treat

least

steamy

repeat

sea

bead

read

treat

least

steamy

repeat

monkey

honey

donkey

chimney

valley

trolley

money

monkey

honey

donkey

chimney

valley

trolley

money

due

value

blue

queue

statue

glue

tissue

due

value

blue

queue

statue

glue

tissue

Long-vowel sounds

a-e

e-e

i-e

o-e

u-e

Long-vowel sounds

a-e

e-e

i-e

o-e

u-e

a-e

(previously taught as grapheme **ai**)

make

game

race

snake

amaze

escape

plate

a-e

(previously taught as grapheme **ai**)

make

game

race

snake

amaze

escape

plate

i-e

(previously taught as grapheme **igh**)

like

pine

time

shine

invite

inside

prize

i-e

(previously taught as grapheme **igh**)

like

pine

time

shine

invite

inside

prize

o-e

(previously taught as grapheme oa)

home

stone

woke

note

explode

envelope

bone

o-e

(previously taught as grapheme oa)

home

stone

woke

note

explode

envelope

bone

e-e

(previously taught as grapheme ee)

these

Pete

theme

scene

even

Steve

extreme

e-e

(previously taught as grapheme ee)

these

Pete

theme

scene

even

Steve

extreme

u-e

(previously taught as grapheme oo)

rule

flute

tube

computer

June

huge

cube

u-e

(previously taught as grapheme oo)

rule

flute

tube

computer

June

huge

cube

Alternative pronunciations of a
(previously taught as in cat)

acorn

bacon

apron

nation

fast

path

grass

want

wasp

Alternative pronunciations of a
(previously taught as in cat)

acorn

bacon

apron

nation

fast

path

grass

want

wasp

Alternative pronunciations of e

(previously taught as in bed)

he

be

she

recent

region

frequent

decent

Alternative pronunciations of e

(previously taught as in bed)

he

be

she

recent

region

frequent

decent

Alternative pronunciations of i

(previously taught as in fin)

mind

find

wild

child

kind

blind

behind

remind

Alternative pronunciations of i

(previously taught as in fin)

mind

find

wild

child

kind

blind

behind

remind

Alternative pronunciations of o

(previously taught as in hot)

no

so

old

don't

gold

cold

hold

both

Alternative pronunciations of o

(previously taught as in hot)

no

so

old

don't

gold

cold

hold

both

Alternative pronunciations of **u**

(previously taught as in **nut**)

unit

unicorn

music

future

stupid

push

cushion

playful

Alternative pronunciations of **u**

(previously taught as in **nut**)

unit

unicorn

music

future

stupid

push

cushion

playful

Alternative pronunciations of c

(previously taught as in cot)

cell

central

cycle

icy

success

December

accent

Alternative pronunciations of c

(previously taught as in cot)

cell

central

cycle

icy

success

December

accent

Alternative pronunciations of **g**

(previously taught as in **got**)

gym

gem

Gill

gentle

ginger

magic

danger

energy

Alternative pronunciations of **g**

(previously taught as in **got**)

gym

gem

Gill

gentle

ginger

magic

danger

energy

Alternative pronunciations of **ie**

(previously taught as in **tie**)

field

chief

yield

shriek

thief

relief

belief

shield

Alternative pronunciations of **ie**

(previously taught as in **tie**)

field

chief

yield

shriek

thief

relief

belief

shield

Alternative pronunciations of **er**

(previously taught as in farmer)

herbs

jerky

stern

fern

Bernard

servant

permanent

Alternative pronunciations of **er**

(previously taught as in farmer)

herbs

jerky

stern

fern

Bernard

servant

permanent

Alternative pronunciations of **ou**

(previously taught as in **out**)

you

soup

group

would

could

should

shoulder

boulder

Alternative pronunciations of **ou**

(previously taught as in **out**)

you

soup

group

would

could

should

shoulder

boulder

Alternative pronunciations of **ow**

(previously taught as in **cow**)

low

glow

show

bowl

slow

window

grow

rowing-boat

Alternative pronunciations of **ow**

(previously taught as in **cow**)

low

glow

show

bowl

slow

window

grow

rowing-boat

Alternative pronunciations of **ch**

(previously taught as in **chin**)

school

Christmas

chemical

chorus

chef

Charlotte

machine

chalet

brochure

Alternative pronunciations of **ch**

(previously taught as in **chin**)

school

Christmas

chemical

chorus

chef

Charlotte

machine

chalet

brochure

Alternative pronunciations of **ea**

(previously taught as in **eat**)

head

dead

ready

bread

heaven

feather

instead

breakfast

Alternative pronunciations of **ea**

(previously taught as in **eat**)

head

dead

ready

bread

heaven

feather

instead

breakfast

Alternative pronunciations of **y**

(previously taught as in **yes**)

by

why

dry

sky

gym

pyramid

smelly

merrily

very

Alternative pronunciations of **y**

(previously taught as in **yes**)

by

why

dry

sky

gym

pyramid

smelly

merrily

very

Alternative pronunciations of **ey**

(previously taught as in money)

they

obey

grey

survey

prey

Alternative pronunciations of **ey**

(previously taught as in money)

they

obey

grey

survey

prey

e-e (previously taught as grapheme ai)

rule

flute

tube

computer

June

huge

cube

e-e (previously taught as grapheme ai)

rule

flute

tube

computer

June

huge

cube

e-e (previously taught as grapheme ai)

rule

flute

tube

computer

June

huge

cube

e-e (previously taught as grapheme ai)

rule

flute

tube

computer

June

huge

cube

e-e (previously taught as grapheme ai)

rule

flute

tube

computer

June

huge

cube

e-e (previously taught as grapheme ai)

rule

flute

tube

computer

June

huge

cube

e-e (previously taught as grapheme ai)

rule

flute

tube

computer

June

huge

cube

e-e (previously taught as grapheme ai)

rule

flute

tube

computer

June

huge

cube

e-e (previously taught as grapheme ai)

rule

flute

tube

computer

June

huge

cube

e-e (previously taught as grapheme ai)

rule

flute

tube

computer

June

huge

cube

e-e (previously taught as grapheme ai)

rule

flute

tube

computer

June

huge

cube

e-e (previously taught as grapheme ai)

rule

flute

tube

computer

June

huge

cube

e-e (previously taught as grapheme ai)

rule

flute

tube

computer

June

huge

cube

e-e (previously taught as grapheme ai)

rule

flute

tube

computer

June

huge

cube